

# Acute appendicitis

*in relation to*

# pregnancy

Features, diagnosis, management and outcomes of all cases at Landspítali University Hospital in Iceland 1994-2010

Thorhallsdóttir H, Valsdóttir EB, Bjarnadóttir RI, Strandell A.

# SFOG VECKAN 2015

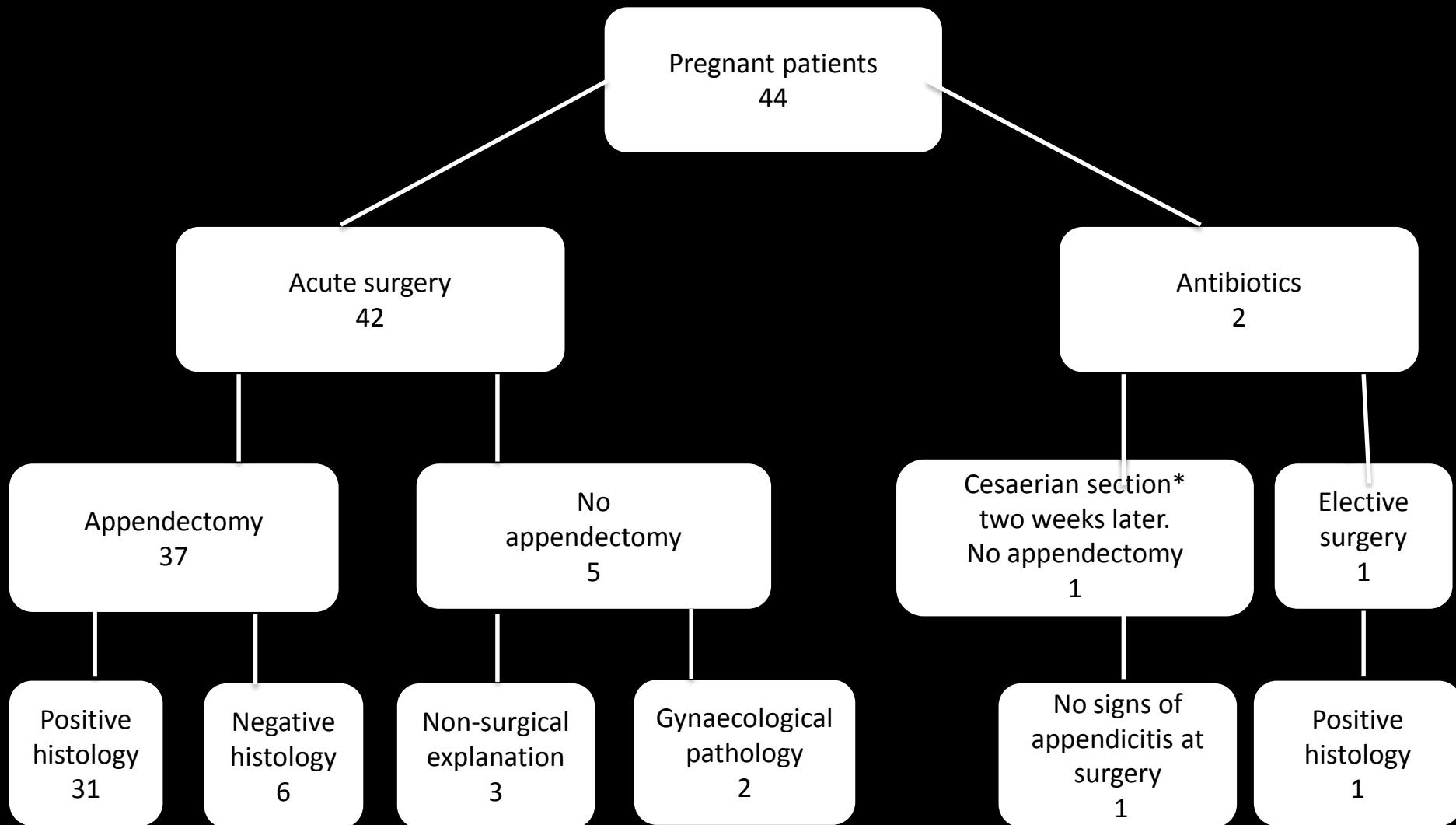
- Redovisning av intressekonflikter/jäv:
- Det finns inga intressekonflikter eller jäv att redovisa.

# Aims

To analyze acute appendicitis in pregnant and early postpartum Icelandic women:

- Incidence, diagnosis, management and outcomes
- If time from admission to surgery influenced the risk of having a perforated appendicitis and subsequent complications

# Pregnant patients with suspected appendicitis

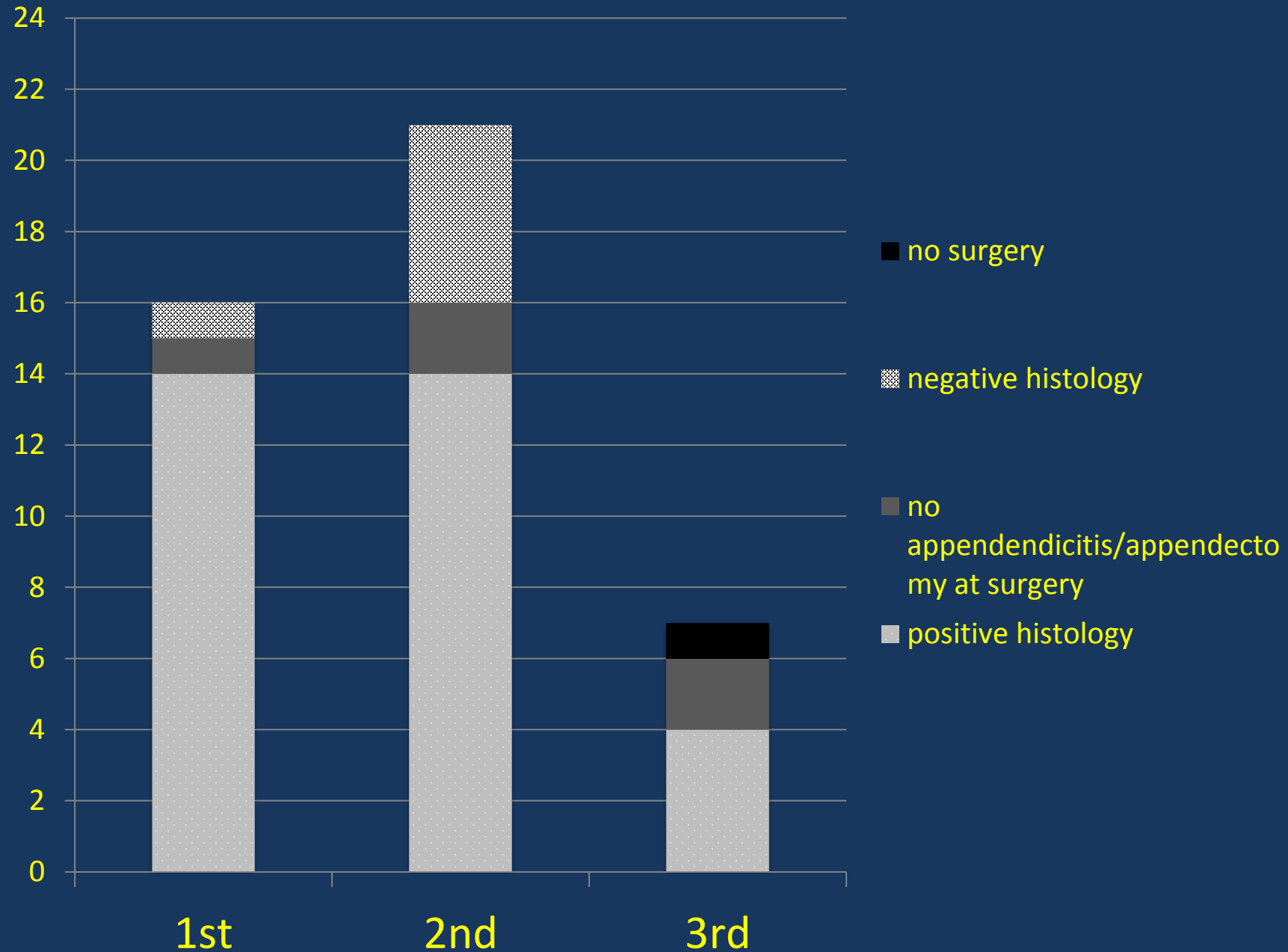


\*emergency surgery on fetal indication

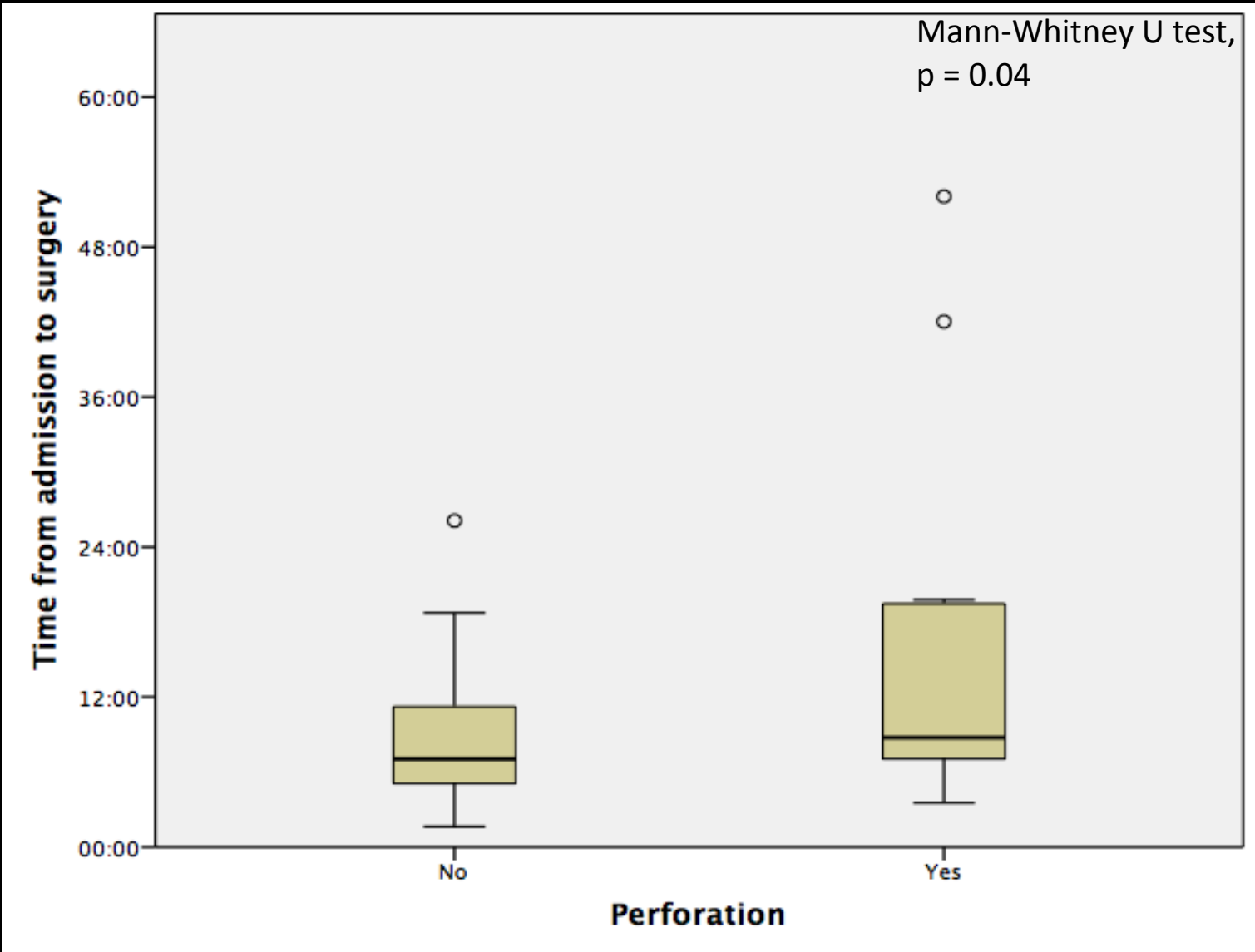
**Table 1: Primary surgical approaches for appendectomy in the pregnant population**

<b>Gestational age</b>	<b>Total number of patients n=44</b>	<b>Acute surgery n=42</b>	<b>Laparoscopy n=33</b>	<b>Laparotomy n=8</b>	<b>Caesarean section n=1</b>
1st trimester	16	16	15	1	.
2nd trimester	21	20	14*	6	0
3rd trimester	7	6	4	1	1

Frequency distribution across trimesters of all pregnant patients with suspected appendicitis (n=44), presented by histological, surgical and clinical findings.



# The relationship between time from admission to surgery and perforation of the appendix (n=42)



# Discussion



# Styrkor / svagheter

- Samtliga med suspekt appendicit under 17 år
- Ändå ett litet material
- Ingen kontrollgrupp
- Ett center som täcker 73% av alla födselar på Island
- Saknas data på symptomduration

# Conclutions

- Incidence 0.63 per 1000 births
- Laparoscopy - most common surgical approach across all trimesters
- Perforated appendicitis associated with:
  - increased time from admission to surgery
  - increasing gestational age
- Major complications:
  - premature delivery and perinatal death